

DWI

BY MICHAEL P. HLASTALA,
WAYNE J.E. LAMM, AND
JAMES NESCI


The Slope Detector Does Not Always Detect The Presence Of Mouth Alcohol

The alcohol breath test is an indirect means of estimating the blood alcohol concentration (BAC). The most important assumption is that after a prolonged exhalation, the end-exhaled breath alcohol concentration (BrAC) accurately reflects the alveolar air, and hence, BAC. Implicit in that assumption is that no alcohol has been added to the breath as it passes from the lungs to the breath-testing unit (BTU). However, if there is alcohol in the oral cavity or pharynx, it will vaporize during exhalation and add to the BrAC. The functions of the slope detector have been designed with the goal of ensuring that a valid alveolar air sample is obtained.

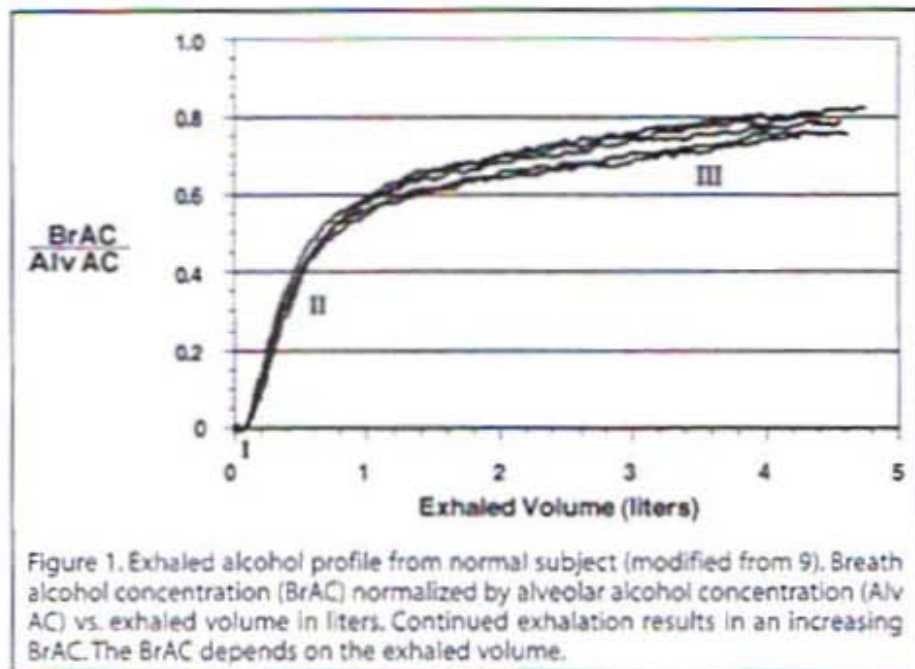
Exhaled breath is monitored during the exhalation to obtain a suitable breath sample. Under normal circumstances, BrAC increases during exhalation. The original developers of the breath test reasoned that the BrAC rise would continue until the alveolar air was obtained, at which point the BrAC would level off.

The first purpose of the slope detector is to follow the exhaled BrAC until a flat exhalation profile is achieved indicating the presence of alveolar air to insure that an adequate alveolar sample is obtained. However, because of the continual interaction of alcohol with the airway mucosa during exhalation, it is impossible to get a sample of alveolar air to the mouth without the alcohol concentration changing. The flat slope at the end of exhalation occurs simply because the subject has stopped exhaling. Further details regarding this mechanism have been described in a prior publication.¹ In short, a flat plateau simply means that the subject has stopped exhalation. The flat slope does not mean that alveolar air has been obtained. So the first intended purpose of the slope detector does not work.

The second intended feature of the slope detector, is to determine when mouth alcohol is contributing to the BrAC by identifying a negative slope (a decrease in BrAC as the exhalation proceeds). However, there are conditions when the increasing BrAC exhalation profile superimposes on the decreasing mouth alcohol exhalation profile resulting in a flat exhalation profile. Under



such conditions, the slope detector may not detect a decreasing exhalation profile and may not detect the additive



Study Results

Infrared absorption alcohol breath test instruments use a "slope detector" that serves two primary functions: the first is to identify "alveolar air" from a flat breath alcohol concentration (BrAC) exhalation profile; the second is to identify the presence of "mouth alcohol" as a decreasing BrAC profile. Because of the normal physiological properties of the lungs, neither of these purposes is accomplished by the slope detectors as designed for breath test units (BTU) used in law enforcement. This study was undertaken to test the hypothesis that the second purpose of the slope detector does not work when alcohol is present in the blood stream as well as the mouth. The data show that the slope detector does not adequately distinguish mouth alcohol when alcohol is present in both the mouth and the blood stream.

effect of mouth alcohol.

During inspiration, air is heated and humidified as it passes through the upper airways.¹² Some water within the mucous layer or watery sub-mucous layer will vaporize and heat stored in the airways will be picked up by the inspired gas and taken to the alveoli.

During exhalation, the process reverses; fully humidified air at core body temperature is cooled by the cooler airway mucosa and water vapor condenses onto the mucosa.¹³ This water and heat exchange process is vital because it conditions the inspired air to avoid damaging the delicate alveolar cells while conserving water and heat from major loss in the exhaled air. Under normal environmental conditions, exhaled gas has less heat and less water vapor than does alveolar air.¹⁴

The dynamics of soluble gas exchange are similar to the dynamics of heat and water exchange. These processes are analyzed using similar equations. The fact that respired air exchanges heat and water with the airways implies similar alcohol exchange processes.¹⁵ The degree of interaction is directly related to the solubility of the gas in the airway mucosa and mucous lining. The very high solubility of alcohol in water guarantees its strong interaction with airway tissue.¹⁶ Because this interaction depends on temperature and airflow characteristics, variations in tidal volume and frequency can have a substantial effect on the alcohol concentration in the breath sample.¹⁷ This variation is affected by

the difference in temperature between the outside air and the alveolar air.¹⁸

The operation of a slope detector is confirmed by operators swishing or gargling some mouthwash (containing alcohol) around the mouth and spitting the mouthwash out. There is no alcohol in the blood at the time of testing. This situation results in an increasing alcohol concentration during exhalation followed by a decreasing alcohol concentration. The decreasing BrAC is identified as a negative slope and triggers an "invalid" sample indication.¹⁹ However, in subjects having alcohol in their blood stream, the slope depends on the balance between the rising lung alcohol and the decreasing mouth alcohol, which can result in a level (or slightly decreasing) slope and an inability of the slope detector to identify the added mouth alcohol. Only when the mouth alcohol curve has a large negative slope (< -0.006 gm/210 Liter for three consecutive data points with a DataMaster), will the slope detector then detect the mouth alcohol and the reading will register as an "invalid sample."

This study was carried out to determine the conditions under which the slope detector is able (or unable) to detect mouth alcohol in human subjects when the BAC is elevated.

Materials And Methods

We used two commercially available BTUs: BAC Verifier DataMaster (DM) and Intoxilyzer 5000 (INT). Both have similar alcohol detection systems

and slope detectors. Normal human volunteers ($n = 8$) consumed alcohol until reaching a BrAC of approximately 0.10 gm/210 L. The subjects were tested with either a DM or an INT regularly to follow the BAC profile. After the post-absorptive phase was seen on 4 consecutive breath tests (declining values after a peak of absorption), the subjects were asked to swish a small amount (< 0.25 oz) of 80 proof liquor around in their mouth (over a 4-5 second period) and spit out the contents. Breath alcohol tests were then performed at regular intervals (approximately 2-3 minutes).

The detector voltage, which is proportional to the measured ethanol concentration from the BAC DataMaster²⁰ (National Patent Analytical Systems, Inc., Mansfield, Ohio) was measured. The detector voltage signal for alcohol concentration was converted to g/210L by analyzing the signal during the standard simulator test. Expired lung volume was measured with a digital spirometer (KORR, Medical Technologies Research Spirometry System, Salt Lake City, Utah) placed inline with the breath tube of the BAC DataMaster. Both the EtOH signal and expired volume signal were recorded at 10 Hz with PowerLab (A-D Instruments, Colorado Springs, CO) on a PowerPC.

Results

In most (but not all) cases, the swishing of alcohol immediately leads to an invalid sample (indicative of a negative slope and the detection of mouth alcohol), sometimes followed by another invalid sample. After two or three tests, valid samples were obtained that exceeded the BrAC prior to the swishing. Figures 3 and 4 show consecutive breath tests from one subject after the subject swished alcohol in his/her mouth. In Figure 3, the initial breath test was an "invalid" sample, followed three minutes later by a valid test (BrAC = 0.113 gm/210 L). After an additional 6 minutes, a valid breath test of 0.042 gm/210 L was obtained. This last test was presumably close to the blood alcohol because it was similar to the BrAC prior to mouth alcohol and decreased slowly (at the approximate normal burn-off rate).

In the second sequence of tests (Figure 4), the first "invalid" test was obtained at 3:10 pm after consumption of three additional one-ounce shots of 86-proof scotch. If the subject had stopped exhalation at approximately 1.75 liters exhaled, the reading would have been a valid 0.31 gm/210 L. Three

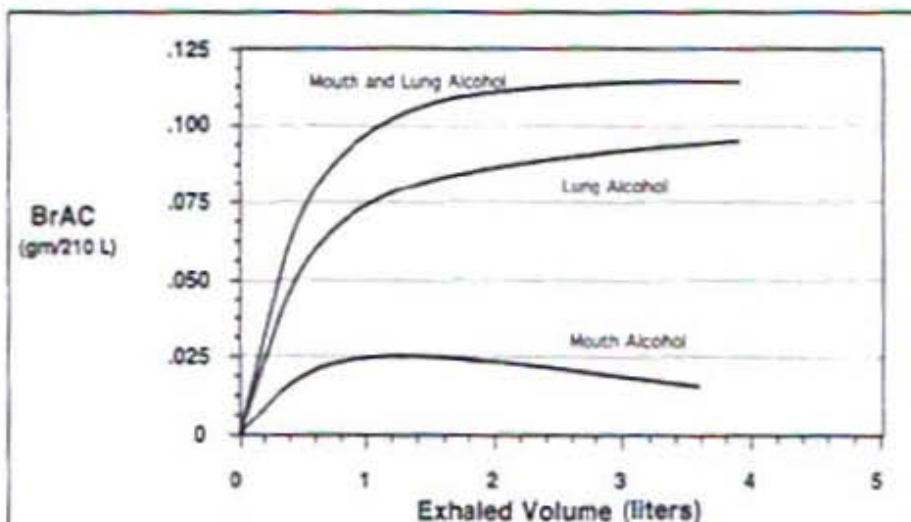


FIGURE 2. Exhaled breath alcohol profiles. The lower curve is obtained with alcohol dissolved in the mouth with no alcohol in the blood. The middle curve is obtained with alcohol in the blood with no alcohol in the mouth. The top curve is the sum of the two other curves obtained with alcohol in the blood and alcohol dissolved in the oral mucosa (modified from (17)).

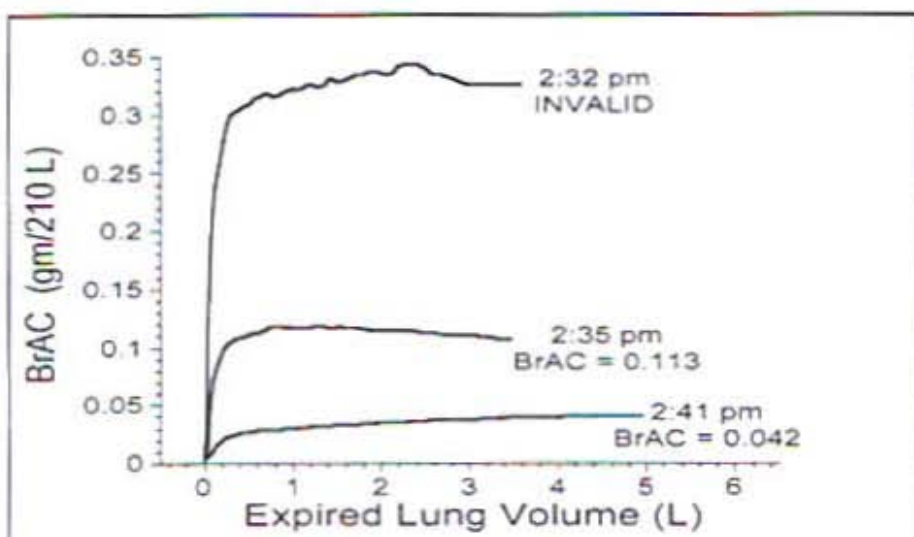


Figure 3. Several exhalation profiles for breath alcohol tests taken at intervals after sipping of 80 proof alcohol. An invalid sample is followed by two valid breath tests: one influence by mouth alcohol without mouth alcohol being detected.

minutes later, the DM read a valid reading with BrAC = 0.149. An additional 4 minutes wait yielded a breath sample of 0.089. After an additional 9 minutes, the BrAC was 0.076, the likely correct breath sample, as it was approximately the same as the BrAC was prior to the mouth alcohol tests.

Further results from the other six subjects: three tested with the Intoxilyzer and three tested with the DataMaster are shown in Table 1. After the BrAC tests

had stabilized (indicating alcohol absorption has been completed), each subject swished approximately 0.1 oz of alcohol and then took breath samples at two-minute intervals. In all cases there were valid breath samples that exceeded the pre-mouth-alcohol BrAC. In all cases but one the test following the mouth alcohol was an invalid sample. In the first subject using the DataMaster, the first sample registered a valid 0.164, which was markedly greater than the

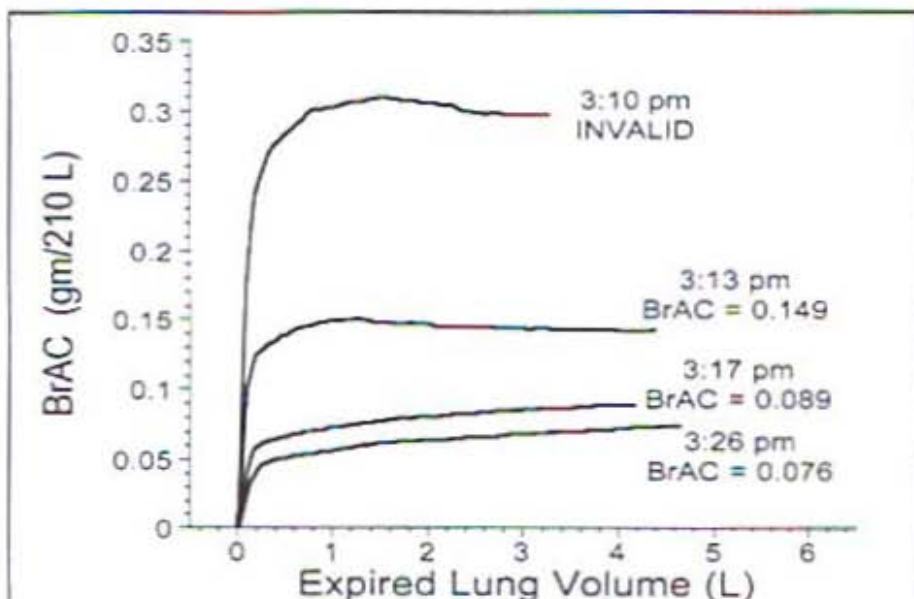


Figure 4. Several exhalation profiles for breath alcohol tests taken at intervals after consuming three one-ounce shots of 85 proof scotch. An invalid sample is followed by a three valid breath tests: the first two are influenced by mouth alcohol without an indication of mouth alcohol detection.

baseline 0.064. On average the first valid sample read 0.098 \pm 0.071 gm/210 L (mean \pm SD) greater than the baseline. The valid breath samples did not return to the baseline until 15 minutes had passed.

Discussion

Using normal procedures for testing the slope detector, the operator will swish some mouthwash (with alcohol) and then exhale into the breath test machine. These operators do not have alcohol in their blood stream. Under these conditions, exhaled BrAC will increase to a maximum and then decrease resulting in an "invalid sample."

In a limited study using only three subjects, Evans showed that a positive BrAC test can be obtained in subjects with no blood alcohol within 10 minutes of taking in mouth alcohol. This author did not study subjects with alcohol in their blood stream. Wigmore⁷ studied nine female and twenty-one male alcohol-free subjects after introducing 10 ml of diluted alcohol (20% v/v alcohol) into their mouths. The subjects either rinsed the alcohol for 10 s and then expectorated or immediately swallowed. Each subject then provided breath samples into an Intoxilyzer 5000 at 5 and 10 min post-administration for both conditions. They found valid positive tests in 28 out of 120 tests. They found that the mouth alcohol effect was greater for rinsing than for swallowing alcohol. This study is interesting in that the subjects had only minimal blood alcohol levels.

Gastroesophageal reflux disease (GERD) is a condition that may cause mouth alcohol due to the reverse flux of stomach contents into the nasopharynx resulting in the possibility of mouth alcohol. Kachagias⁸ studied 5 female and 5 male subjects with GERD asking whether elevated breath alcohol tests might result. Two of the four individual subject data shown indicated the possibility of an elevated BrAC. The authors concluded: "the risk of alcohol erupting from the stomach into the mouth owing to gastric reflux and falsely increasing the result of an evidential breath alcohol test is highly improbable. However, these authors studied only a very limited number of subjects leaving open the possibility that GERD may play a role in other subjects. In a related study, Staubus⁹ showed that burping with alcohol in the stomach provided a falsely high BrAC of up to 0.046 g/210 L.

Generally, it is thought that mouth alcohol will be rinsed away by saliva

Stabilized Post-Absorptive Value Intoxilyzer 5000	Test 1	Test 2	Test 3	Test 4	Test 5	Test 6	Test 7
0.090	MA	INV	INV	0.169	INV	0.089	
0.050	MA	INV	INV	0.250	INV	0.087	0.066 0.056
0.064	MA	0.164	INV	0.075	0.070	0.059	
DataMaster							
0.133	MA	INV	INV	INV	0.168	0.146	0.130
0.091	MA	INV	0.249	0.181	0.130	0.108	0.105 0.090
0.102	MA	INV	INV	0.118	0.103	0.099	

Table 1. Erroneously high, valid BrAC after mouth alcohol. Tests were performed at approximately two-minute intervals.

within 15 minutes in some states and 20 minutes in other states. Thus states will require either a 15-minute or 20-minute waiting period to precede a breath alcohol test. A concern has been those subjects with dentures, particularly using adhesives. Harding¹⁷ studied 25 subjects who used dentures with and without their dentures for the retention time of mouth alcohol. These authors found that mouth alcohol lasted more than 15 minutes in 5

out of 25 subjects without dentures and 5 out of 25 subjects with dentures and adhesives. They also found that mouth alcohol lasted more than 20 minutes in no subjects without dentures and 2 out of 25 subjects with dentures using adhesives. A case study by Trafford¹⁸ indicated that there was a possibility of dentures contributing to a falsely high breath test.

In addition, a study by Logan et al¹⁹ showed that medications in asthma

inhalers were eliminated with a 15 minute observation period and hence, asthma inhalers will not contribute to mouth alcohol if taken more than 15 minutes before a breath test.

Because of the inadequacies of the slope detector, extra precaution must be used to be certain that mouth alcohol is not contributing to a breath test. The practice in many states is to perform two breath tests within a short time (2-5 minutes). If the two breath tests are identical to each other in magnitude, then it is unlikely that mouth alcohol is present.

Some states take only one breath test. This is dangerous because the role of mouth alcohol would be overlooked. In Alaska, only one breath test is used. The practice is to not require an additional 15-minute waiting period after obtaining an "invalid sample." Thus, as seen in Figures 3 and 4, it is likely that the following valid breath test will be greater than the correct BrAC if it is administered before an additional 15 minutes waiting period is completed.

In our experiments, we also noted a propensity for an erroneous high BrAC test during the absorption phase. This may be due to the potential for mouth alcohol to be missed by the slope detec-

Miami Crossing Your Way To "Not Guilty!"
Keys To Winning Your Case On Cross

Faculty and topics will include:
 Larry Pozner - Advanced Cross-Examination Techniques
 Steve Harmon - Cross of the Snitch
 Dr. Sherrie Bourg Carter - Cross Examination of the Child Witness
 Prof. Ed Imwinkelreid - Evidentiary Limits on Cross-Examination
 Jeff Weiner - Ethics
 Charlotte "Charlie" Morris - Preparing Your Client for Cross and many more...

NACDL's 2006 Annual Meeting & Seminar
Loews Miami Beach Hotel
Save the Date
July 26 - 29, 2006

tor immediately after consumption of alcohol. Jones¹³ has observed that BrAC is sometimes greater than the venous blood sample BAC within the first 90 minutes (the absorptive phase) following ingestion.

Not Useful

In summary, this study has shown that mouth alcohol may play a role in many breath tests even though a BTU uses a slope detector. While slope detectors are present in all modern infrared absorption BTUs, they are not useful in many cases. This problem with the slope detector argues quite strongly that duplicate breath tests with 15 min between tests should be used in all cases in order to minimize the chance of mouth alcohol influencing the breath test result.

Notes

1. Hlastala M. The alcohol breath test - A brief review. *J. Appl. Physiol.* 1998;84:401-408.
2. McFadden ER. Respiratory heat and water exchange: physiologic and clinical implications. *J. Appl. Physiol.* 1983;54:331-336.
3. Tsu ME, Babb AL, Ralph DO, Hlastala MP. Dynamics of heat, water, and soluble gas exchange in the human airways: I. A model study. *Am. Biomed. Eng.* 1988;16:547-571.

About the Authors


Michael P. Hlastala is a Professor of Physiology & Biophysics at the University of Washington, Seattle WA in the Department of Pulmonary & Critical Care Medicine. He has performed research in the fields of pulmonary disease and human physiology for 38 years. He has consulted in both criminal and civil legal cases related to alcohol for 20 years.

Michael P. Hlastala, Ph.D.
Department of Physiology & Biophysics
Dept. of Medicine
University of Washington
Seattle, WA 98195-6522
206-543-3166
Fax 206-685-8673
 hlastala@u.washington.edu

4. McFadden ER, Jr. Heat and water exchange in human airways. *Am. Rev. Respir. Dis.* 1992;146(5 Pt 2):58-510.
5. George SC, Babb AL, Hlastala MP. Modeling the concentration of ethanol in the exhaled breath following pretest breathing maneuvers. *Annals of Bio Eng.* 1995;23:48-60.
6. *Id.*
7. Hlastala M, Swenson E. Airway gas exchange. In: *The Bronchial Circulation*. Ed.: J. Butler. Exec. Ed: C Lenfant. Marcel Dekker, Inc.; 1992:pp. 417-441.
8. Anderson J, Babb A, Hlastala M. Modeling soluble gas exchange in the airways and alveoli. *Ann Biomed Eng.* 2003;31:1-21.
9. Jones AW. How breathing technique can influence the results of breath-alcohol analysis. *Med. Sci. Law.* 1982;22(4):275-280.
10. George SC, Babb AL, Hlastala MP. Dynamics of soluble gas exchange in the airways: III. Single exhalation breathing maneuver. *J. Appl. Physiol.* 1993;75(6):2439-2449.
11. Jones AW. Effects of temperature and humidity of inhaled air on the concentration of ethanol in a man's exhaled breath. *Clin. Sci.* 1982;63:441-445.
12. BAC DataMaster Supervisor Guide patBDDcBOG, page 6 (National Patent Analytical Systems, Inc., Mansfield, Ohio).
13. Evans J. The effect of mouth alcohol on the Intoxilyzer 5000. *J. Alc Testing All.* 2002;4:12-16.

Wayne J.E. Lamm is a Research Scientist IV at the University of Washington, Seattle WA in the Department of Pulmonary & Critical Care Medicine. Mr. Lamm has B. A. and M. A. degrees from the University of Missouri, Columbia, MO. He has worked in the field of lung physiology since 1978 doing human and animal research. He has been an author on nearly fifty publications in this field.

Wayne J. E. Lamm
Dept. of Medicine
University of Washington
Seattle, WA 98195-6522
206-543-0544
Fax 206-685-8673
 wjel@u.washington.edu

14. Wigmore J, Leslie G. The effect of swallowing or rinsing alcohol solution on the mouth alcohol effect and slope detection of the Intoxilyzer 5000. *J. Anal. Toxicol.* 2001;25:112-114.
15. Kechagias S, Jonsson K, Franzen T, Andersson L, Jones A. Reliability of breath-alcohol analysis in individuals with gastroesophageal reflux. *J. Forens. Sci.* 1999;44:814-818.
16. Staubus A. False high breath alcohol readings due to gastric reflux. *Proc Amer Acad Forens Sci.* 1999:287-288.
17. Harding P, McMurray M, Laessig R, Simley DL, Correll P, Tsunehiro J. The effect of dentures and denture adhesive on mouth alcohol retention. *J. Forens. Sci.* 1992;37:999-1007.
18. D. Makin H. Breath-alcohol concentration may not always reflect the concentration of alcohol in blood. *J. Anal. Toxicol.* 1994;18:225-228.
19. Logan B, Distefano S, Case G. Evaluation of the effect of asthma inhalers and nasal decongestant sprays on a breath alcohol test. *J. Forensic Sci.* 1998;43:197-199.
20. Jones A. Disposition and fate of ethanol in the body. In: *GARROTT J, ed. MEDICAL-LEGAL ASPECTS OF ALCOHOL*. 4TH ED. TUCSON, AZ: LAWYERS & JUDGES PUBLISHING COMPANY, INC.; 2003:83. 

James Nesci is the managing partner of Nesci, St. Louis & West, PLLC in Tucson, Arizona and is Board Certified by the National College for DUI Defense. He is the author of the upcoming book, *Arizona DUI Defense: The Law & The Practice*. He has appeared on Inside Edition, Celebrity Justice, Fox News and Court TV. He was one of the lead attorneys on the Intoximeters[®] RBT-IV breath-testing issue in Southern Arizona which resulted in the suppression of breath tests in over 3,000 cases and he represented singer Diana Ross on DUI charges in Tucson.

James Nesci
216 North Main Avenue
Tucson, AZ 85701
520-622-1222
Fax 520-624-7817
 jamesnesci@aol.com

COVER STORY

10 Of Bugs, The President, And The NSA: National Security Agency Intercepts Within The United States

By Douglas C. McNabb and Mathew R. McNabb



In an April public appearance to bolster support for expanding surveillance authorities under the USA PATRIOT Act, President Bush said that nothing had changed about wiretaps and the need of a court order. Few Americans knew that as the President talked, the National Security Agency, operating under a Presidential order, had for several years been intercepting phone calls and e-mails of citizens as well as non-citizens alike between the United States and abroad. The program continues. The President claims war-time authority which is supported both through an elastic understanding of congressional intent and formidable exertion of Presidential fiat. The claims are predicated in principle upon two separate constitutionally recognized powers: Chief Executive and Commander-in-Chief and a third authority, Inherent Emergency Power. Defense Department surveillance activities pose a real threat to Fourth Amendment protections.

**S
N
M
D
T
C
O
L
O
C
O
L
O
N
S**

4

From The President

Reflections On The Death Penalty
By Barbara E. Bergman

6

NACDL News

- NACDL Joins Suit To Stop Warrantless Electronic Surveillance
- NACDL, VACDL Delay Filing Suit To Enjoin Court-Appointed Lawyer 'Fee Caps'
- Sentencing With Discretion: Crack Cocaine Sentencing After Booker
- A Brief National Security Glossary
By Jack King

8

Affiliate News

By Gerald Lippert

9

Special Election: Notice

27

Book Reviews

THE SHADOW OF JUSTICE
By Milton Hirsch
Reviewed by Denis M. deVlaming

TRUE WITNESS

By James M. Doyle
Reviewed by Thomas P. Sullivan

44

Motions FYI

Challenging The President's Warrantless Wiretapping
By Gerald F. Uelman

46

State Legislative Affairs Update

By Scott Ehlers

49

Verbatim

By Richard Bosson

52

Fourth Amendment Forum

National Security Letters: An Uneasy Feeling
By Milton Hirsch

57

DWI

The Slope Detector Does Not Always Detect The Presence Of Mouth Alcohol
By Michael P. Hlastala, Wayne J.E. Lamm, & James Nesci

62

New Members

71

Reviews In Review

- Protecting Innocence
- Gideon
- Sentencing
By Ellen S. Podgor

72

Classified Advertisements

THE CHAMPION

Publisher Ralph Grunewald
Editor Richard Bing
Sales and Marketing James Bergmann
Art Director Catherine Zlomek
Senior Graphics Designer James Moy

1102 18th Street, NW, Suite 952, Washington, DC 20036
The Champion welcomes articles for publication. Please contact: champion@nacdlnet.com for more information.

NACDL MISSION

Ensure justice and due process for persons accused of crime.
Foster the integrity, independence and expertise of the criminal defense profession.
Promote the proper and fair administration of criminal justice.